

CENTER FOR THE PERFORMING ARTS

255 Almaden Boulevard, San Jose, California 95113



CENTER FOR THE
PERFORMING ARTS

FAST FACTS

- Located diagonally across from the *San Jose Convention Center*
- 2,608 seating capacity, including 20 ADA spaces
- 1,852 Orchestra seats
- 756 Balcony seats
- Stage size: 144' x 40'
- Stage Proscenium opening: 59'6" x 34'
- Reception capacity in the Ridder Lounge: 150
- Full staging and production capabilities
- Home to *Broadway San Jose*
- Walking distance to surrounding hotels, restaurants, bars and nightlife


VENUE SYNOPSIS

Built in 1972 and designed by the Frank Lloyd Wright Foundation, this one-of-a-kind theater features large windows which fill the lobby with natural light. The house features continental-style seating with no center aisles. It has 2,608 seats and can accommodate up to 10 wheelchairs and 10 companion seats.

Events at the Center for the Performing Arts are supported by full staging facilities, concessions, rehearsal rooms, VIP reception areas and more. A full-service Box Office provides quick and convenient ticketing for performances.

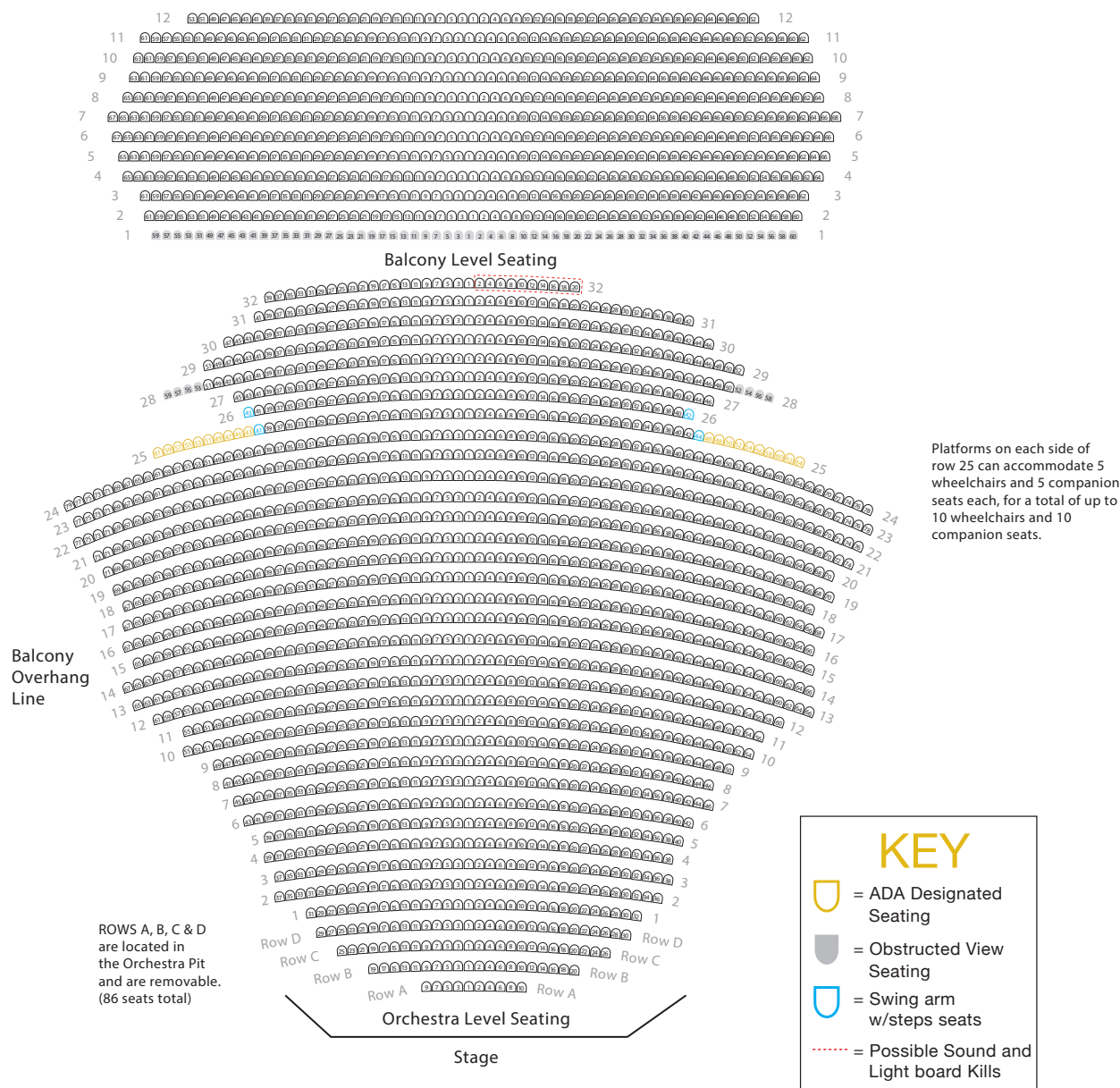
Ample spacing and private rooms throughout the venue are ideal for functions including cocktail parties, meet-and-greets and post-event receptions.

The Ridder Lounge, located adjacent to an outdoor courtyard, accommodates up to 150 patrons. Equipped with built-in concessions and a bar area, it is an ideal spot in which to host a VIP reception or to serve as an event's media room. The swanky, intimate Stage Cafe, located just off the main entrance, also features a bar, and it can accommodate up to 50 guests.



CENTER FOR THE PERFORMING ARTS

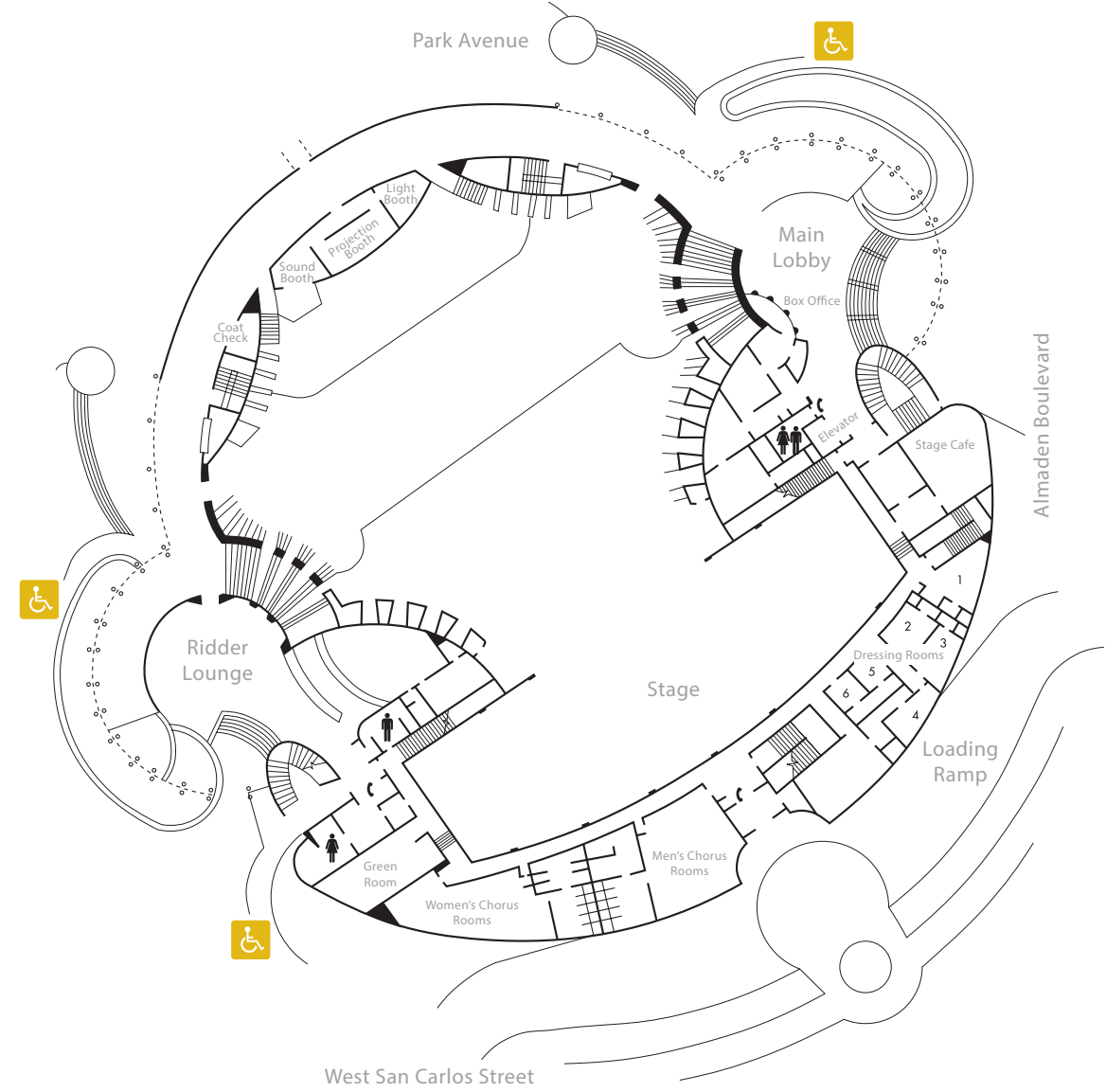
SEATING PLAN



Location	Capacity	Orchestra Level Seating Capacity	Balcony Level Seating Capacity	Stage Proscenium Opening (W x H)	Stage Size (W x D)
Center for the Performing Arts	2,608	1,852 Total (Includes 20 ADA spaces)	756 Fixed	59' 6" x 34'	144' x 40'

CENTER FOR THE PERFORMING ARTS

FLOOR PLAN



Location	Capacity	Orchestra Level Seating Capacity	Balcony Level Seating Capacity	Stage Proscenium Opening (W x H)	Stage Size (W x D)
Center for the Performing Arts	2,608	1,852 Total (Includes 20 ADA spaces)	756 Fixed	59' 6" x 34'	144' x 40'



CENTER FOR THE PERFORMING ARTS